

LS2

Bluetooth[®]
5.2



4 LS21X

DŽEPNI VODIČ

((•••)) LIVE
INTERCOM



OPERATED BY
NATURAL VOICE


SOUND BY

JBL



cardo®

CONNECT APP



Cardo Connect App

SADRŽAJ

1-2

Početak

3

Cardo Connect Aplikacija

4-5

Opšte

6

Muzika

7-8

Radio

8

Promena Izvora

9-10

Telefonski pozivi

11-12

Bluetooth Intercom

13-16

Glasovne Komande - Uvek Aktivne!

Napredna Kontrola Dugmadi

17

Omogući/Onemogući

18

Radio

18

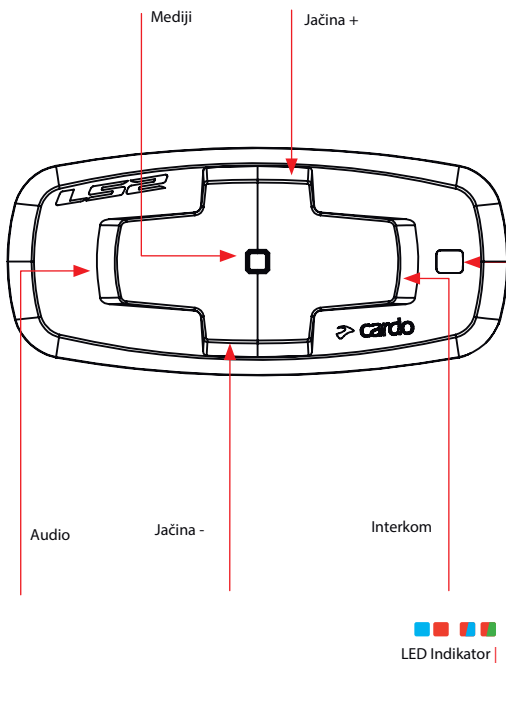
Telefonski Poziv

18

Deljenje/Prekini Deljenje

19-20

Povezivanje uređaja (GPS/TFT/Telefon)

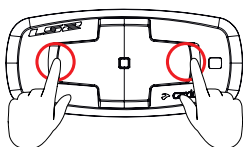


Pritisni i drži



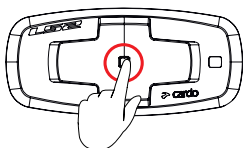
Broj Dodira

 Ukjučeno / Iskjučeno




X1
Tap


 Povezivanje sa telefonom

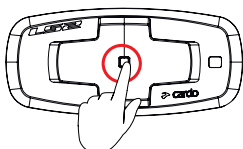


5
Sec

LED crveno & plavo 



 Prekini Povezivanje sa Telefonom



5
Sec



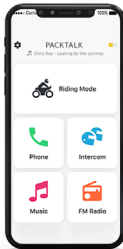
Cardo Connect Aplikacija



Preuzimanje



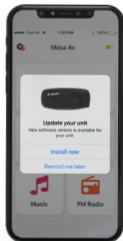
Registracija



Izaberite Jezik

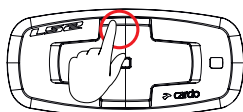


Ažuriranje Softvera

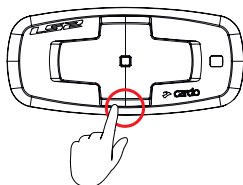



Opšte

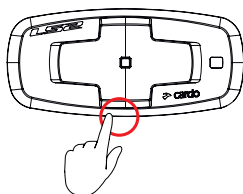
 Pojačaj zvuk



 Smanji zvuk



 Isključi / Uključi mikrofon



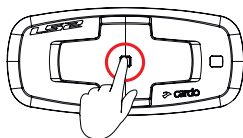
 Glasovni Asistent



Siri

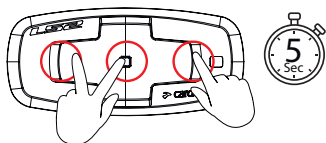


Google
Assistant

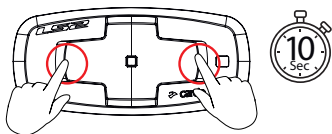




Vraćanje na Fabrička Podešavanja

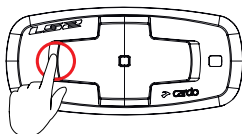


Restart



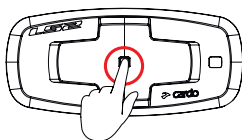
Muzika

▶ Uključi



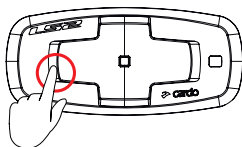
X1
Tap

■ Isključi



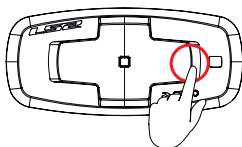
X1
Tap

▶ Sledeće



X1
Tap

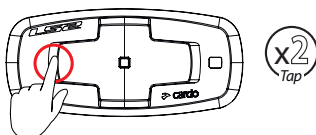
◀ Prethodno



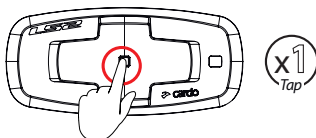
X1
Tap

Radio

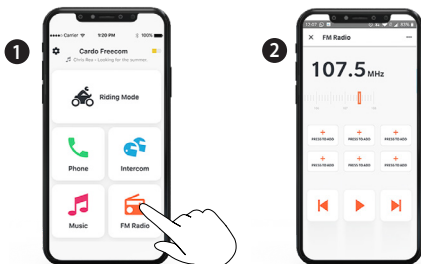
Uključi



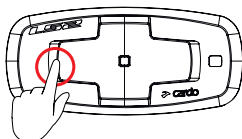
Isključi



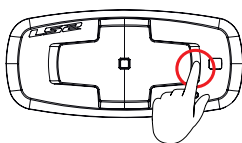
Postavi Prečice



▶ Sledeća Prečica

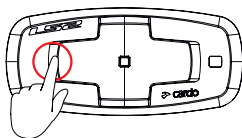


◀ Prethodna Prečica



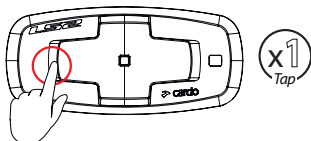
Promeni Izvore

↻ Prekidač Muzika/Radio



Telefonski Poziv

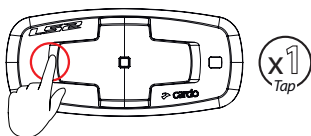
 Odgovori



 Ignoriši


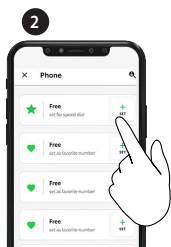
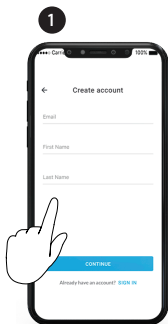


 Završi Poziv

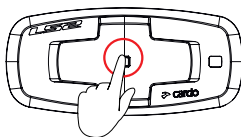


★ Brzo Biranje

Postavi Broj



☎️ Poziv Brzog Biranja



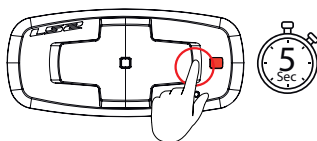
X2
Tap

Bluetooth Interkom

Povezivanje

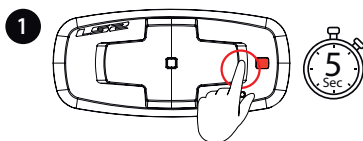


Poveži se sa Vozačem A

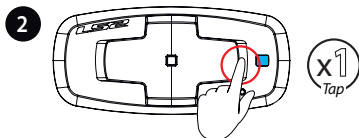


LED crveno ■

Poveži se sa Vozačem B



LED crveno ■

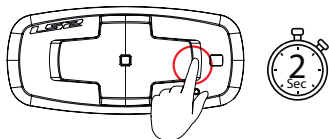


LED plavo ■

* Vozač C treba da bude povezan sa Vozačem B



Pozovi / Završi Interkom



E English



- **Answer**
- **Ignore**
- "Hey Cardo, **end call**"
- "Hey Cardo, **speed dial**"
- "Hey Cardo, **redial number**"



- "Hey Cardo, **music on**"
- "Hey Cardo, **music off**"
- "Hey Cardo, **next track**"
- "Hey Cardo, **previous track**"
- "Hey Cardo, **share music**"



- "Hey Cardo, **radio on**"
- "Hey Cardo, **radio off**"
- "Hey Cardo, **next station**"
- "Hey Cardo, **previous station**"



- "Hey Cardo, **call intercom**"
- "Hey Cardo, **end intercom**"



- **"Hey Siri"**
- **"OK Google"**



- "Hey Cardo, **volume up**"
- "Hey Cardo, **volume down**"
- "Hey Cardo, **mute audio**"
- "Hey Cardo, **unmute audio**"



- "Hey Cardo, **battery status**"

S Español



- **Contestar**
- **Ignorar**
- "Hey Cardo, **finaliza llamada**"
- "Hey Cardo, **marcación rápida**"
- "Hey Cardo, **remarcar número**"



- "Hey Cardo, **enciende la música**"
- "Hey Cardo, **apaga la música**"
- "Hey Cardo, **pista siguiente**"
- "Hey Cardo, **pista anterior**"
- "Hey Cardo, **comparte la música**"



- "Hey Cardo, **encender la radio**"
- "Hey Cardo, **apaga la radio**"
- "Hey Cardo, **estación siguiente**"
- "Hey Cardo, **estación anterior**"



- "Hey Cardo, **llama al Intercomunicador**"
- "Hey Cardo, **cierra el Intercomunicador**"



- "Oye Siri "
- "Okay Google"



- "Hey Cardo, **sube el volumen**"
- "Hey Cardo, **baja el volumen**"
- "Hey Cardo, **silenciar el audio**"
- "Hey Cardo, **reactivar el audio**"



- "Hey Cardo, **nivel de la batería**"

J 日本人



- ・応答
- ・無視
- ・“ハイ カルド 電話 終了”
- ・“ハイ カルド 短縮”
- ・“ハイ カルド リダイヤル”



- ・“ハイ カルド ミュージック”
- ・“ハイ カルド ミュージック オフ”
- ・“ハイ カルド 次”
- ・“ハイ カルド 前”
- ・“ハイ カルド ミュージックシェア”



- ・“ハイ カルド ラジオ”
- ・“ハイ カルド ラジオ オフ”
- ・“ハイ カルド 次”
- ・“ハイ カルド 前”



- ・“ハイ カルド インカム”
- ・“ハイ カルド インカム 終了”



- ・“ハイ シリ”
- ・“オッケー グーグル”



- ・“ハイ カルド ボリューム アップ”
- ・“ハイ カルド ボリューム ダウン”
- ・“ハイ カルド ミュート”
- ・“ハイ カルド ミュート オフ”



- ・“ハイ カルド バッテリー”

C 中文普通话



- 接听电话
- 拒接电话
- “嘿 Cardo! 结束通话”
- “嘿 Cardo! 快速拨号”
- “嘿 Cardo! 末号重播”



- “嘿 Cardo! 播放音乐”
- “嘿 Cardo! 停止音乐”
- “嘿 Cardo! 后一首歌曲”
- “嘿 Cardo! 前一首歌曲”
- “嘿 Cardo! 共享音乐”



- “嘿 Cardo! 打开无线电”
- “嘿 Cardo! 关闭无线电”
- “嘿 Cardo! 后一频道”
- “嘿 Cardo! 前一频道”



- “嘿 Cardo! 呼叫对讲”
- “嘿 Cardo! 结束对讲机”



- “嘿 Siri”
- “好的 谷歌”



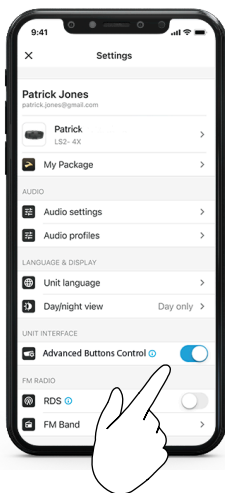
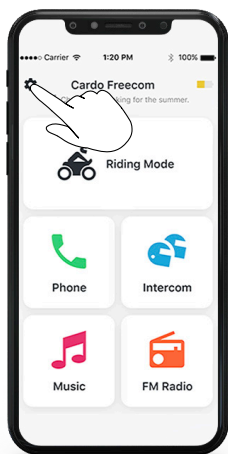
- “嘿 Cardo! 增加音量”
- “嘿 Cardo! 减小音量”
- “嘿 Cardo! 静音”
- “嘿 Cardo! 取消静音”



- “嘿 Cardo! 电池状态”

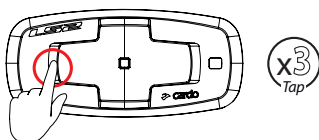
Napredna Kontrola Dugmadi

Omogući/Onemogući



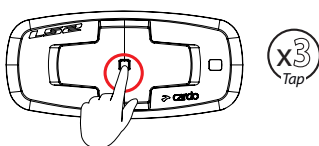
Radio

»» Automatsko podešavanje radija



Telefonski Poziv

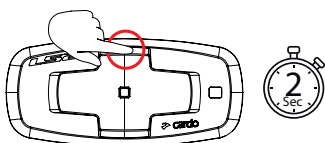
☎ Ponovno Pozivanje



Deljenje/Prekini Deljenje

🎵 Muzika

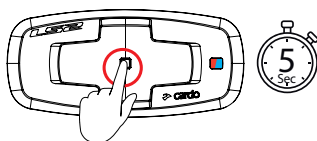
☎ Telefonski Poziv



Napredna Kontrola Dugmadi

Povezivanje uređaja (GPS/TFT/Phone)

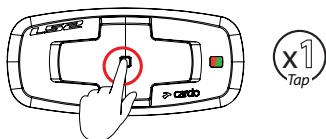
1 Korak 1



LED crveno i plavo



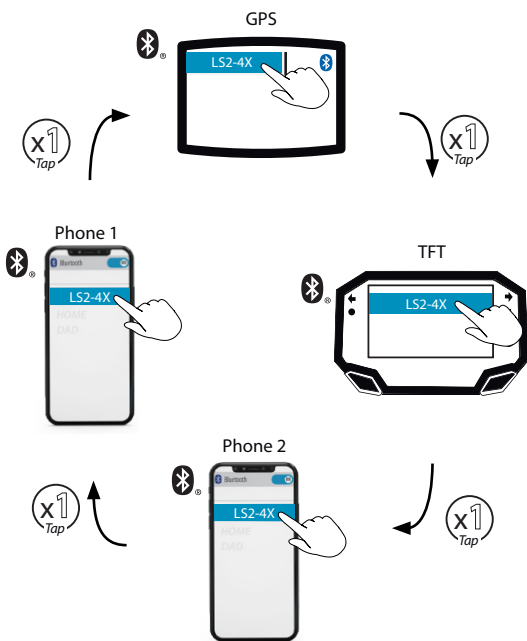
2 Korak 2



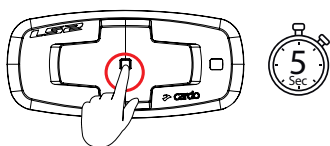
LED crveno i zeleno



3 Korak 3



Prekini Povezivanje





cardosystems.com



Cardo Connect App

Cardosystems.com/update

Cardosystems.com/support